




Hose Stem with Wing Nut and Female Spud

	Part Number	Size	Weight Each	Standard Carton
	GJ-050	1/2"	0.75	50
	GJ-075	3/4"	1.86	25
	GJ-100	1"	1.81	30
	GJ-125	1 1/4"	3.73	15
	GJ-150	1 1/2"	3.68	15
	GJ-200	2"	5.69	10
	GJ-250	2 1/2"	12.59	4
	GJ-300	3"	15.85	4
	GJ-400	4"	28.46	2

Hose Stem Only


	Part Number	Size	Weight Each	Standard Carton
	GJS-050	1/2"	0.18	200
	GJS-075	3/4"	0.55	100
	GJS-100	1"	0.51	100
	GJS-125	1 1/4"	1.17	32
	GJS-150	1 1/2"	1.30	35
	GJS-200	2"	1.72	25
	GJS-250	2 1/2"	3.70	10
	GJS-300	3"	4.83	8
	GJS-400	4"	8.95	4

Wing Nut

	Part Number	Size	Weight Each	Standard Carton
	GJN-050	1/2"	0.31	200
	GJN-075	3/4"	0.71	60
	GJN-100	1"	0.71	60
	GJN-125	1 1/4"	1.52	40
	GJN-150	1 1/2"	1.52	40
	GJN-200	2"	2.54	24
	GJN-250	2 1/2"	4.65	10
	GJN-300	3"	5.51	10
	GJN-400	4"	10.63	4


Whipcheck – Safety Cable

STYLE WC for hose-to-hose service


	Part Number	Hose ID	Size	Weight Each	Standard Carton
	WC-1	1/2" - 1 1/4"	1/8"	0.24	100
	WC-2	1 1/2" - 3"	1/4"	1.15	50

Whipcheck – Safety Cable


STYLE WC for hose-to-tool service

	Part Number	Hose ID	Size	Weight Each	Standard Carton
	WS-1	1/2" - 1 1/4"	1/8"	0.17	100
	WS-2	1 1/2" - 3"	1/4"	0.95	50


Female Spud with Copper Sealing

	Part Number	Size	Weight Each	Standard Carton
 NPT Thread Wing Nut Thread	GJF-050	1/2"	0.29	200
	GJF-075	3/4"	0.64	100
	GJF-100	1"	0.57	100
	GJF-125	1 1/4"	1.21	40
	GJF-150	1 1/2"	1.04	40
	GJF-200	2"	1.39	32
	GJF-250	2 1/2"	4.23	12
	GJF-300	3"	5.51	10
	GJF-400	4"	8.88	5


2 Bolt Type Hose Clamps

	Part Number	Size	Weight Each	Torque	Std. Carton
	BC2-050	1 3/16" - 1 5/16"	.31	6	100
	BC2-050A	1 5/16" - 1 1/16"	.44	12	100
	BC2-050B	1 1/16" - 1 3/16"	.42	12	100
	BC2-075	1 5/32" - 1 9/32"	.73	21	60
	BC2-075A	1 3/16" - 1 5/16"	.79	21	60
	BC2-075B	1 5/16" - 1 1/2"	.88	21	60
	BC2-075C	1 1/2" - 1 11/16"	1.15	21	40


Male Spud with Copper Sealing

	Part Number	Size	Weight Each	Standard Carton
 NPT Thread Wing Nut Thread	GMS-050	1/2"	0.29	100
	GMS-075	3/4"	0.75	60
	GMS-100	1"	0.79	50
	GMS-125	1 1/4"	1.43	30
	GMS-150	1 1/2"	1.70	30
	GMS-200	2"	2.23	30


4 Bolt Type Hose Clamps

	Part Number	Size	Weight Each	Torque	Std. Carton
	BC4-100	1 17/32" - 1 23/32"	1.50	21	24
	BC4-100A	1 13/32" - 1 9/16"	1.54	21	24
	BC4-100B	1 5/8" - 1 27/32"	1.68	21	24
	BC4-100C	1 7/8" - 2 1/16"	1.90	21	20
	BC4-125	2 1/16" - 2 1/4"	2.36	40	20
	BC4-150	2" - 2 7/32"	2.40	40	20
	BC4-150A	2 3/32" - 2 9/32"	2.16	40	20
	BC4-150B	2 1/4" - 2 7/16"	2.78	40	20
	BC4-150C	2 15/32" - 2 23/32"	2.67	40	20
	BC4-200	2 11/32" - 2 17/32"	3.04	60	20
	BC4-200A	2 1/2" - 2 25/32"	2.84	60	20
	BC4-200B	2 3/4" - 3 1/16"	3.99	60	16
	BC4-200C	3 3/32" - 3 7/16"	3.97	60	14
	BC4-250	3 1/2" - 3 15/16"	6.86	150	5
	BC4-300	3 1/2" - 3 15/16"	7.45	150	5
	BC4-300A	3 13/16" - 4 1/16"	7.89	150	5
	BC4-300B	4 1/16" - 4 7/16"	10.19	200	4
	BC4-300C	4 1/4" - 4 3/16"	10.30	200	4


Double Spud with Copper Sealing

	Part Number	Size	Weight Each	Standard Carton
 Wing Nut Thread Wing Nut Thread	GDS-050	1/2"	0.40	100
	GDS-075	3/4"	1.32	60
	GDS-100	1"	1.32	60
	GDS-125	1 1/4"	1.41	30
	GDS-150	1 1/2"	1.41	30
	GDS-200	2"	1.92	24

Male Pipe Stem (NPT)

	Part Number	Size	Weight Each	Standard Carton
 NPT Thread	GJM-050	1/2"	0.17	250
	GJM-075	3/4"	0.33	250
	GJM-100	1"	0.55	100
	GJM-125	1 1/4"	1.28	32
	GJM-150	1 1/2"	1.79	25
	GJM-200	2"	2.65	20
	GJM-250	2 1/2"	4.83	8
	GJM-300	3"	6.26	6
	GJM-400	4"	11.40	3

6 Bolt Type Hose Clamps

	Part Number	Size	Weight Each	Torque	Std. Carton
	BC6-300A	4 1/4" - 4 13/16"	12.32	150	4
	BC6-400A	4 7/8" - 5 5/16"	20.30	200	2
	BC6-400B	5 1/8" - 6 3/16"	21.45	200	2

Torque Rating in Ft. lbs. Do Not Lubricate nuts and bolts. Lubricant use may affect torque rating.